

Wednesday 27th January 2021


Hello everyone,

I'd just like to begin by saying I'm so grateful and proud of how hard you are all working! I'm feel very privileged to be your teacher!

I hope you enjoy the home learning for today! We have some fun topics at the moment. Just so you are all aware, I have a busy training day today for most of the day so if I am delayed in getting back to you quickly this is why. I will make sure to answer your questions as soon as I can.

Have a super great wonderful Wednesday!

Mrs Cole



Subject Resources List

Handwriting:

- Whiteboard
- Whiteboard pen
- OR
- Pencil
- Exercise Book/Paper

Phonics:

- Whiteboard
- Whiteboard pen
- Pencil
- Exercise book
- GROUP 2: paper

Maths:

- Pencils
- Paper
- Exercise book
- Whiteboard
- Whiteboard pen
- Number line (you could use a ruler)

Literacy:

- Card
- Paper
- Pencil
- Colouring pencils
- Sellotape
- Glue
- Ruler
- Scissors

Music:

- A device for the website in the task box

Geography:

- Jug with millilitres
- 7-day grid
- Pencil

Handwriting
(10 minutes)

Can you practice the letter **b**?

Try writing:

b


boy

bounced

ball

The boy bounced a ball.

This video might help:



<https://www.youtube.com/watch?v=tf4lqclTZlc>

Phonics Group
1 (20-30
minutes)

Today we are learning the 'ph' digraph. Watch the teaching video below where I also read the story:



ph



<https://www.youtube.com/watch?v=Q642ycH HpE>

Task:

Write a question to the Phonic Fairy raising a question and including 'ph' and 'f' words.

Example:

Dear Phonic Fairy,

How did you grow your own flying book wings?

From, Mrs Cole

Don't forget to send me a picture of the question!

Phonics Group
2 (20-30
minutes)

Today we are learning the 'oy' digraph. Watch the
Phonic Fairies video below:



oy oy joy of a toy

Login details:

<https://ttsstorytimephonics.co.uk/>

Username: Sporle Primary

Password: XA\$li@VB!QM8NqSh8iyeQHMg

Task:

Write these 'oi' and 'oy' words on small pieces of paper. Hide them in your house. Go and find the words and organise them into two groups - one for the 'oi' words and another for the 'oy' words. Underline the digraphs in the words.

boy, enjoy, soil, destroy, coin,
spoil, toy, poison

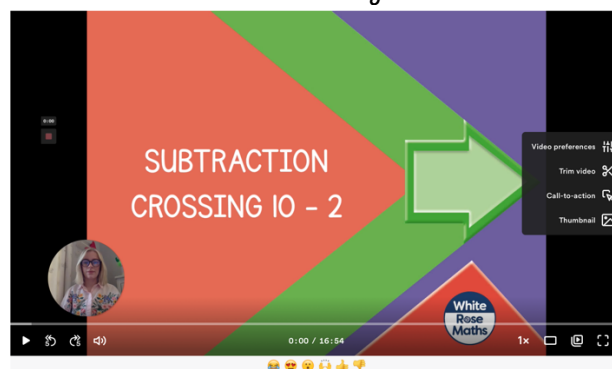
Extension:

Write some sentences using the words.

Maths (20
minutes)

Today in maths we are learning to compare
amounts from subtraction questions.

Watch the teaching video below:



Year 1 Maths Wednesday 27th January 2021

<https://www.loom.com/share/a8edbff4a93444558de0a31881cb663c>

Task:

- 1** Jack has 11 apples.
Mo has 5 apples.

Jack

11

Mo

5

How many more apples does Jack have than Mo?

Tick the number sentence that answers the question.

$$11 + 5 = 16$$

$$11 - 5 = 6$$

- 2** Eva has 13 sweets.

Teddy has 6 sweets.

How many more sweets does Eva have than Teddy?

$$\square - \square = \square$$

Eva has

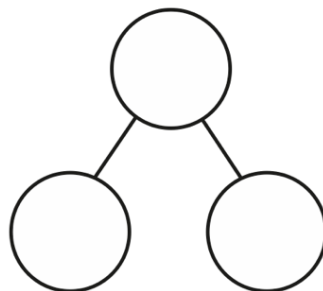
more sweets than Teddy.

- 3** There are 17 animals on a farm.

There are 9 horses.

The rest of the animals are sheep.

a) How many sheep are there?



$$\square - \square = \square$$

There are

sheep.

4

4

6

9

- a) Choose two cards to complete the subtraction.

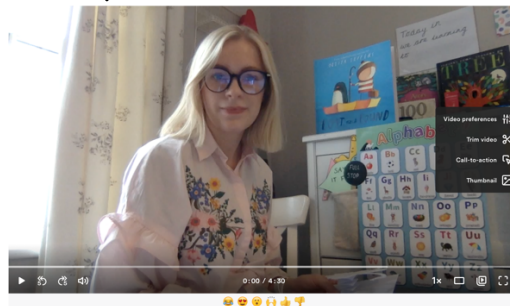
$$\boxed{1} \boxed{} - \boxed{} = \boxed{}$$

- b) How many different subtractions can you make?

Work out the answer to each one.

Literacy and Art (15-20 minutes)

Lost and Found Topic



Literacy and Art - How to make a spring for your postcard

<https://www.loom.com/share/ac91670cb5474b859272a00d8b158704>

Task:

Imagine you are the boy in the story and you are going to send a postcard home telling them all about your journey!

Your task today is to make your front cover of the postcard! You may like to make it 3D and include a drawing from the book. Have a watch of Mrs Cole's video showing you how to make your postcard 3D by making a spring (see above video).

Here are some pictures from the story you may like to draw on your postcard:



Geography (5 minutes)

Last day of measuring rainfall: measure today's rainfall in millilitres on your 7 day grid at the end of the day.

Thursday	Friday	Saturday	Sunday	Monday	Tuesday	Wednesday

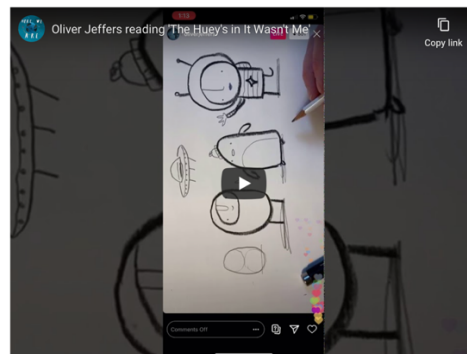
Music (20 minutes)

Go on the Norfolk Music Hub (YUMU) website and play on the 'In the Groove' unit.

<https://www.norfolkmusichub.org.uk/site/logins/students-log-in>

Story time/
Dough Disco

Watch the story time video below:




OLIVER READING THE HUEY'S IN IT WASN'T ME, APRIL 10, 2020

<https://youtu.be/6XLYISzkI8g>

Cosmic Kids
Yoga/Singing

If you would like to, join in with the Cosmic Kids Yoga:



Trolls | A Cosmic Kids Yoga Adventure!

<https://www.youtube.com/watch?v=U9Q6FKFI2Qs>