

Tuesday 26th January 2021

Hello everyone,

What amazing work you all did yesterday! I really enjoyed seeing your Shabbat artwork- you were all so creative making the three components! I also enjoyed seeing some of your giant creations! They are absolutely amazing and it's so clever how you have made their joints move.

Thank you so much those who have sent me your PE scores. You guys did brilliantly! If you haven't yet, don't worry we still have one more day.

Does anyone need their login for YUMU (online music website) as we will be using it tomorrow? If so message me today and I can send it to you.

Have a super day and know I am here if you need anything.

Mrs Cole



Today
is going to be
a great
day

Subject Resources List

Handwriting:

- Whiteboard
- Whiteboard pen
- OR
- Pencil
- Exercise Book/Paper

Phonics:

- Whiteboard
- Whiteboard pen
- Pencil
- Exercise book
- Paper

Maths:

- Pencils
- Paper
- Exercise book
- Whiteboard
- Whiteboard pen
- Number line (you could use a ruler)

Guided Reading:

- Exercise book
- Pencil
- Phonics sound mat

Science:

- Pencil
- Exercise book
- Paper
- Coloured pencils
- Phonics sound mat

Geography:

- Jug with millilitres
- 7-day grid
- Pencil

Handwriting
(10 minutes)

Can you practice the letter **r**?

Try writing:

r

rubber


robot

running

rapid

A rapid running rubber robot.

This video might help:



<https://www.youtube.com/watch?v=knhBaLebVq4>

Phonics
Group 1 (20-
30 minutes)

Today we are learning the 'au' digraph. Watch the story and teaching video below:



Login details:


<https://ttsstorytimephonics.co.uk/>

Username: Sporle Primary

Password: XA\$li@VB!QM8NqSh8iyeQHMG

Writing Task:

Write your own RSVP to Prince Paul's invitation to the Royal Ball in August. Your challenge is to include as many words as you can with the 'au' spelling.

A black and white line drawing of a scroll. The scroll is unrolled, showing text. At the bottom right, a quill pen is shown resting in an inkwell. The scroll has decorative flourishes at the top and bottom.

Royal Invitation

Your presence is requested By His Royal Highness, Prince Paul to attend his Royal Ball at Buckingham Palace on Saturday fourth of August. Launching at 7pm until midnight. Please wear formal attire (worn and torn clothing will not be permitted)

Agenda

Arrive by horse drawn carriage where you will be greeted by his royal footman. You will be taught how to curtsy or bow and how to applause in a royal manner.

After a fourteen-course dinner and Royal dancing, there will be an auction to raise money for charity. Sublime prizes including:

- Four World Cup Final football tickets
- Books signed by famous authors
- High tea with the Queen

Please call the royal palace immediately to confirm your attendance.

On behalf of his Royal Loveliness
Prince Paul

Phonics
Group 2 (20-
30 minutes)

Today we are learning the 'aw' digraph. Watch the teaching video below:



Phonics 'aw'


aw



<https://www.loom.com/share/e6039871953d4803b575598ba77265a2>

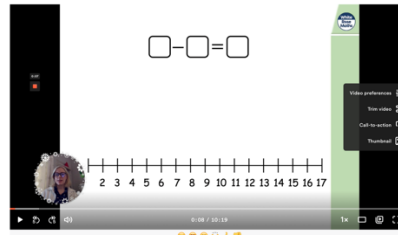
Task: Segment and blend these words and organise them into the correct yawning mouths (you could print these out or draw them on 2 A4 pieces of paper):

saw, worn, autumn, claw, August, thorn, born, thorn, jaw, lawn, launch, author, corn



Maths (20 minutes)

Today in maths we are practising to subtract by crossing 10 using a number line and partitioning.

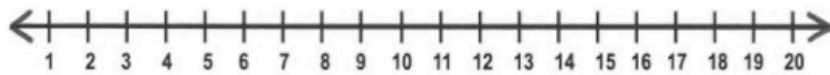
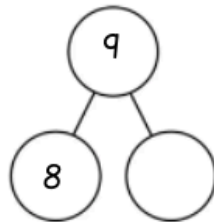


Year 1 Maths Tuesday 26th January 2021

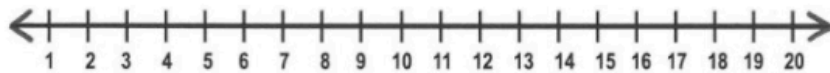
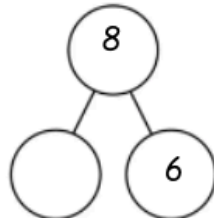
<https://www.loom.com/share/4d0c4fa109ce44dea00c70c43a2099e7>

Task:

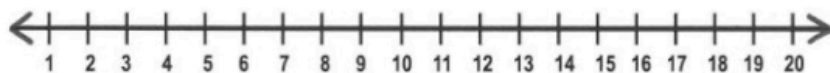
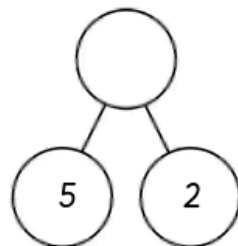
1) $18 - 9 =$



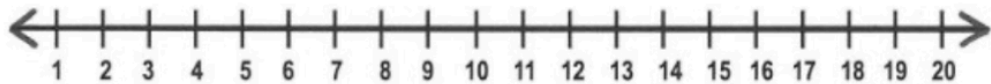
2) $12 - 8 =$



3) $15 - 7 =$



There are 13 cupcakes in a shop.
Mrs Cole buys 6.
How many are left?



Geography (5 minutes)

Thursday	Friday	Saturday	Sunday	Monday	Tuesday	Wednesday

Guided
reading (15
minutes):

Lost and Found

Watch the teaching video:



Lost and Found Guided Reading

<https://www.loom.com/share/e8c11b0968d0469da306d09a1b8d1794>

Answer the questions below. I have included 3 different sheets that have been differentiated. The first one has been slightly simplified, the second is a little bit trickier and the third are for those that are feeling very confident doing this. Choose the one you feel most comfortable doing:



Name: _____

Book: Lost and Found

MF: Comprehension

Read the book carefully and answer the following questions

1. What did the boy find at his door?
The boy found a _____ at his door.
2. What did the boy think the penguin must be?
The boy thought the penguin must be _____.
3. What could the boy's voice not be heard over?
The boy's voice not be heard over _____.
4. How did they pass the time on the row boat?
They passed their time on the row boat _____.
5. Where were they travelling to?
They were travelling to _____.
6. What did the boy realise?
The boy realised the penguin was _____.

What do you think the boy and the penguin will do when they get home? Draw a picture



Name: _____

Book: Lost and Found

MF: Comprehension

Read the book carefully and answer the following questions

1. Who does the boy find at his door?
2. What did the penguin begin to do?
3. What does the boy think the penguin must be?
4. Where does he take the penguin first?
5. How does the boy find out the penguin is from the South Pole?
6. What do they test the row boat for?
7. How do they pass the time on the boat?
8. Was the penguin happy to arrive at the South Pole?
9. What did the boy realise when he had left the penguin?
10. What was the penguin using to travel?

What do you think the boy and the penguin will do when they get home? Draw a picture and write a sentence



Name: _____

Book: Lost and Found

MF: Comprehension

Read the book carefully and answer the following questions


1. Who does the boy find at his door?
2. Is this something you would expect to find at your door? Why?
3. How does the penguin feel?
4. Where does he take the penguin first?
5. Where do penguins normally come from? How does the boy find this out?
6. Why could the boy not sleep that night?
7. What does he have to check his row boat for?
8. How does the author describe the waves?
9. What does the boy realise when he leaves the penguin?
10. When they meet again, what do they do?

What do you think the boy and the penguin will do when they get home? Draw a picture and write a sentence

Science (15 minutes)

Naming and labelling parts of a plant

Watch the teaching video below:



Science (parts of a plant)

<https://www.loom.com/share/8f5d77fc459843d99f34b9cc12b9f877>

Task:


Draw a diagram of a plant. Label the parts including: roots, stem, leaves and flower. Write a caption or sentence for each label describing its function (what it does). Use the definitions below to help.

Definitions:

- **Roots** - the roots of a plant act as an anchor, fixing the plant into the ground. They also absorb water and minerals to help the plant to grow.
- **Stem** - the stem of a plant grows above the ground. The leaves and flowers grow from it. The stem is also used to transport water and minerals around the plant.
- **Leaves** - a plant's leaves absorb sunlight and turn it into energy that the plant uses to grow.
- **Flower** - the flower is the part of the plant where seeds are made.

Story time/
Dough Disco

Watch the dough disco video below



https://www.youtube.com/watch?v=ocFu_ZFgQi4

If you would like to, join in with some singing! We enjoy this nursery rhyme in Robin Class:



This old man

<https://www.bbc.co.uk/teach/school-radio/nursery-rhymes-this-old-man/z4w4vk7>