

Monday 11th January 2021

Hello all,

I hope you had a wonderful weekend! We're now into Week 2! Woo-hoo! I think you are all doing wonderfully, and I am so pleased with the learning that is happening.

On ClassDojo, we would now like to see one picture or a video of your child's learning in each subject including handwriting, phonics, maths, literacy and the topic of the day. This is so I can keep check of your child's progress and give feedback and praise. I am making a hard copy of your child's work in our class portfolio showing the home learning that we are doing, so I would really appreciate this.

Thank you all who responded to my survey! I am really pleased with the feedback and I am looking forward to this week implementing some of your really helpful ideas for improvement.

Have a super Monday!

Mrs Cole

"Self confidence is a
super power. Once you
start to believe in
yourself, magic
starts happening.

- Unknown

Thoughts above.com

Subject Resources List

Handwriting:

- Whiteboard
- Whiteboard pen
- OR
- Pencil
- Exercise Book/Paper

Phonics:

- Whiteboard
- Whiteboard pen
- Pencil
- Exercise book/Paper
- Highlighter/Colouring pencil
- Tricky Troll Cards

Maths:

- 5 items (e.g., pasta, sweets, Lego, small toys, blocks etc.)
- A bag/container/pot/cup

Literacy:

- A device for 'Phonics Play'

Topic (RE- this subject is optional in Reception):

- Exercise book/Paper
- Pencil
- Colouring pencils

Handwriting
(10 minutes)

Remember you do not have to use a pencil or pen today. You could use flour, sand, mud, sticks, oats or a brush and water.

Can you practice the letter **g**?

Write the letter, words and a sentence. Make sure you are making your tall letters tall, your long letters long and you are trying to keep your letters the right size. If your child struggles to form letters, practice writing in the air and carpet and show them how to write it first.

Try writing:

g

go

goat

the goat said go

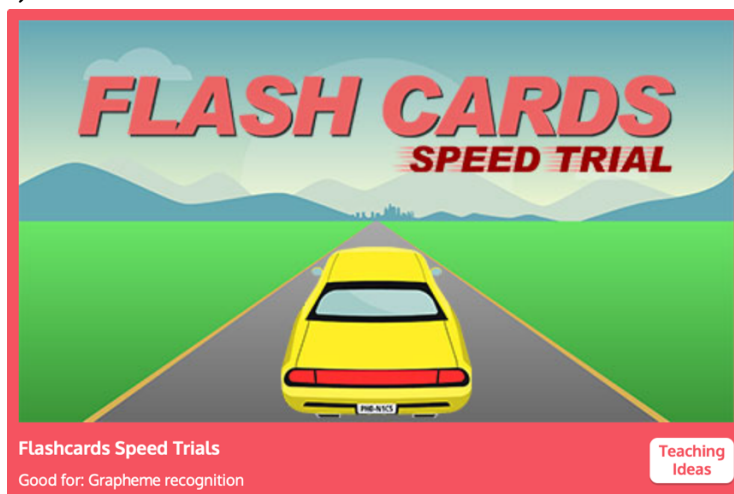
This video might help:



<https://www.youtube.com/watch?v=GPIywbNhias>

Phonics (20-30 minutes)

Go on 'Phonics Play' and practice your phonemes on the 'Flash Cards Speed Trial Game'. Select the 'Pick individual graphemes' button and select all of Phase 2 and select all of sets 6, 7, 8 and 9 in Phase 3.



<https://www.phonicsplay.co.uk/resources/phase/2/flashcards-speed-trials>

Username: Robin21

Password: robins

Tricky Troll Words:

Practice reading and writing these Tricky Troll words using the flashcards in your home learning pack:

like

little

Today we are learning the 'oo' digraph. You learnt the long 'oo' sound last week. Watch the phonics fairy's video by clicking on the link:



Phonic Fairy Reads "I Like Books"



Login details:

<https://ttsstorytimephonics.co.uk/>

Username: Spole Primary

Password: XA\$li@VB!QM8NqSh8iyeQHMg

Task:

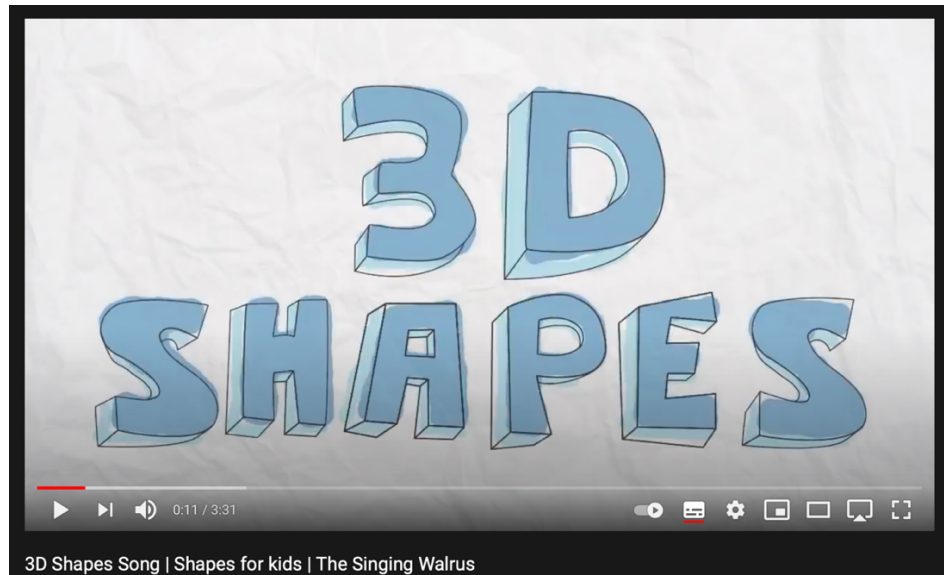
Write these captions in your book and then highlight the 'oo' digraph:

look in a book

I shook my hook

Maths (20 minutes)

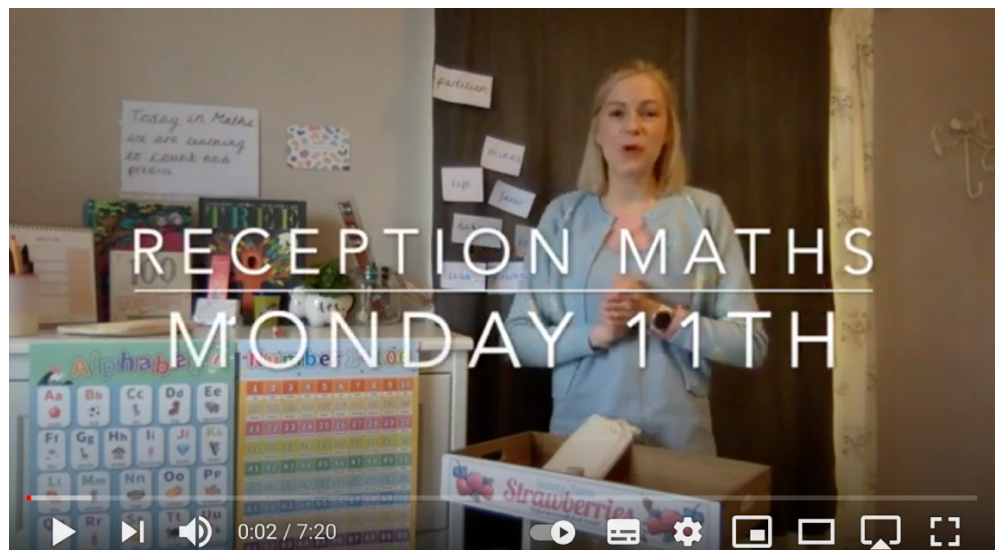
As a starter, sing the 3D shape song:



<https://www.youtube.com/watch?v=guNdJ5MtXIA>



Today in maths we are learning to count one more and one less and to predict.

Start by watching the teaching video below:



<https://www.youtube.com/watch?v=x2VlhY7cexw>

Task:

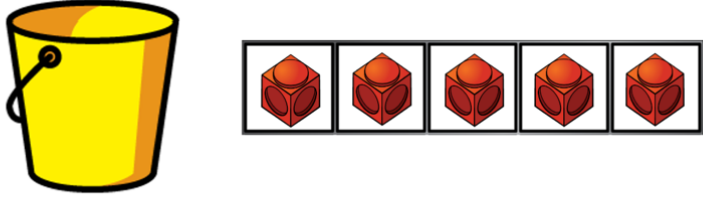
 **#MathsEveryoneCan** 

One more and one less


Gather together 5 objects and either a bag or a bucket to hide them in.

Start by hiding a number of objects and then add one more or take one out.

Can you work out how many objects are hiding now?




Once you have made your prediction, count the objects to check.



Remember to send in a picture or video!


*Literacy: SPAG
(10 minutes)*


*Go on 'Phonics Play' and play these games
selecting phase 2/3.*



Rocket Rescue

Good for: Practising segmenting.






GRAB A GIGGLING GRAPHEME

Grab a Giggling Grapheme

Good for: Matching phonemes and graphemes.



Login details

<https://www.phonicsplay.co.uk/resources>

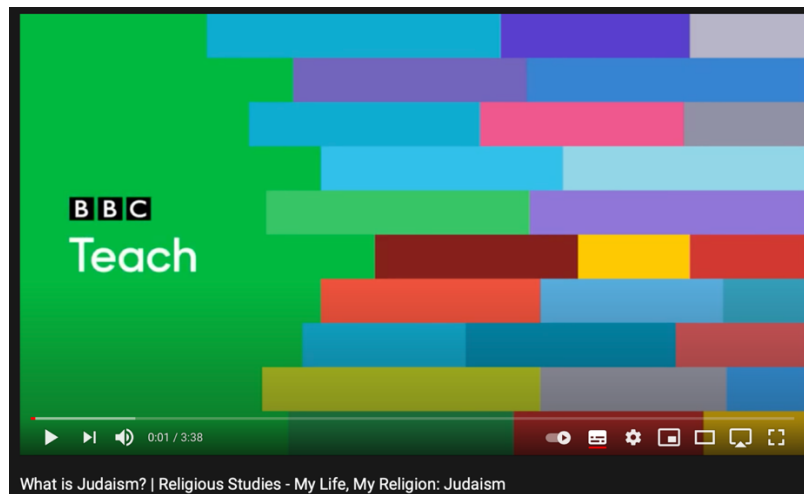
Username: Robin21

Password: robins

Topic: RE-
Judaism (15
minutes)

OPTIONAL

Over the next half term we are going to be studying Judaism. Watch the video below where a young person explains what it means to be Jewish:



<https://www.youtube.com/watch?v=73WsIne-FKg>

Draw a picture of something you have learnt from the video. You might want to add some labels to it.

Story time/
Dough Disco

Watch the story time video below:



OLIVER & FRIENDS READING THE DAY THE CRAYONS QUIT, MARCH 30, 2020

WATCH THIS READING IN ITALIAN BY CLICKING THE SETTINGS ICON FOR SUBTITLES, COURTESY OF GRETA POLI FOR [ZOO LIBRI](#).

<https://youtu.be/OGJtCTm6pA8>