

Monday 11th January 2021

Hello all,

I hope you had a wonderful weekend! We're now into Week 2! Woo-hoo! I think you are all doing wonderfully, and I am so pleased with the learning that is happening.

On ClassDojo, we would now like to see one picture or a video of your child's learning in each subject including handwriting, phonics, maths, literacy and the topic of the day. This is so I can keep check of your child's progress and give feedback and praise. I am making a hard copy of your child's work in our class portfolio showing the home learning that we are doing, so I would really appreciate this.

Thank you all who responded to my survey! I am really pleased with the feedback and I am looking forward to this week implementing some of your really helpful ideas for improvement.

Have a super Monday!

Mrs Cole

"Self confidence is a
super power. Once you
start to believe in
yourself, magic
starts happening.

- Unknown

Thoughts above.com

Subject Resources List

Handwriting:

- Whiteboard
- Whiteboard pen
- OR
- Pencil
- Exercise Book/Paper

Phonics:

- Whiteboard
- Whiteboard pen
- Pencil
- Exercise book/Paper
- Tricky Troll Cards
- Highlighter/Colouring pencil (group 1)

Maths:

- 2x Tens Frame
- 20 small items e.g., sweets, pasta, buttons, coins, rice etc.
- Exercise book/Paper
- Pencil
- Number line (or you can use a ruler)/100 square

Literacy:

- Exercise book/Paper
- Pencil

Topic (RE):

- Exercise book/Paper
- Pencil
- Colouring pencils

Handwriting
(10 minutes)

Remember you do not have to use a pencil or pen today. You could use flour, sand, mud, sticks, oats or a brush and water.

Can you practice the letter **g**?

Write the letter, words and a sentence. Make sure you are making your tall letters tall, your long letters long and you are trying to keep your letters the right size. If your child struggles to form letters, practice writing in the air and carpet and show them how to write it first.

Try writing:

g

go

goat

grumbled

The goat **grumbled** go.

Talk with someone in your home about what the word grumbled means. Can you act it out and send us a video?

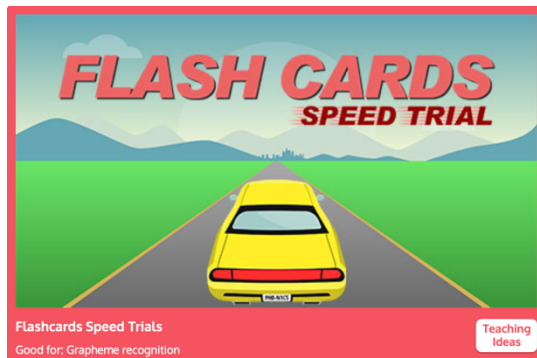
This video might help:



<https://www.youtube.com/watch?v=GPIywbNhias>

Phonics Group
1 (20-30
minutes)

Go on 'Phonics Play' and practice your phonemes on the 'Flash Cards Speed Trial Game'. Select the 'Pick individual graphemes' button and select all of Phase 2 and select all of sets 6, 7, 8 and 9 in Phase 3.



<https://www.phonicsplay.co.uk/resources/phase/2/flashcards-speed-trials>

Username: Robin21

Password: robins


Tricky Troll Words:

Practice reading and writing these Tricky Troll words using the flashcards in your home learning pack:

like

little

Today we are learning the short 'oo' digraph. You learnt the long 'oo' sound last week. Watch the phonics fairy's video by clicking on the link:



Phonic Fairy Reads "I Like Books"



Login details:

<https://ttsstorytimephonics.co.uk/>

Username: Sporle Primary

Password: XA\$li@VB!QM8NqSh8iyeQHMg

Task:

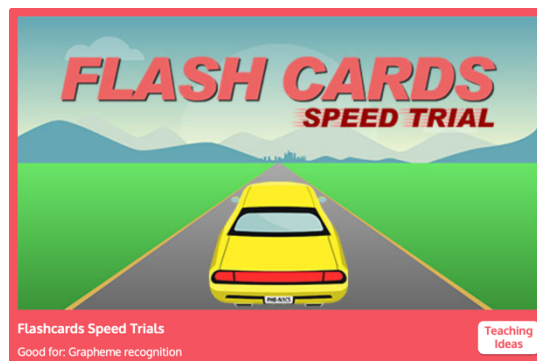
Write these captions in your book and then highlight the 'oo' digraph:

look in a book

I shook my hook

Phonics Group
2 (20-30
minutes)

Go on 'Phonics Play' and practice your phonemes on the 'Flash Cards Speed Trial Game'. Select the 'Pick individual graphemes' button and select all of Phase 2 and 3 and the 'oe', 'oe' and 'au' in Phase 5.



<https://www.phonicsplay.co.uk/resources/phase/2/flashcards-speed-trials>

Username: Robin21

Password: robins

Practice reading together the following Tricky Troll words from your home learning pack:

said

their

little

were

Play the game where you turn all these Tricky Troll cards upside down, turn one over and see if you can remember it. Turn it back over and choose another and do the same thing. Repeat this a few times.

Today we are learning the 'ph' digraph. Watch the teaching video below where I also read the story:



ph



<https://www.youtube.com/watch?v=Q642ycH HpE>

Task:

Write a question to the Phonic Fairy raising a question and including 'ph' and 'f' words.

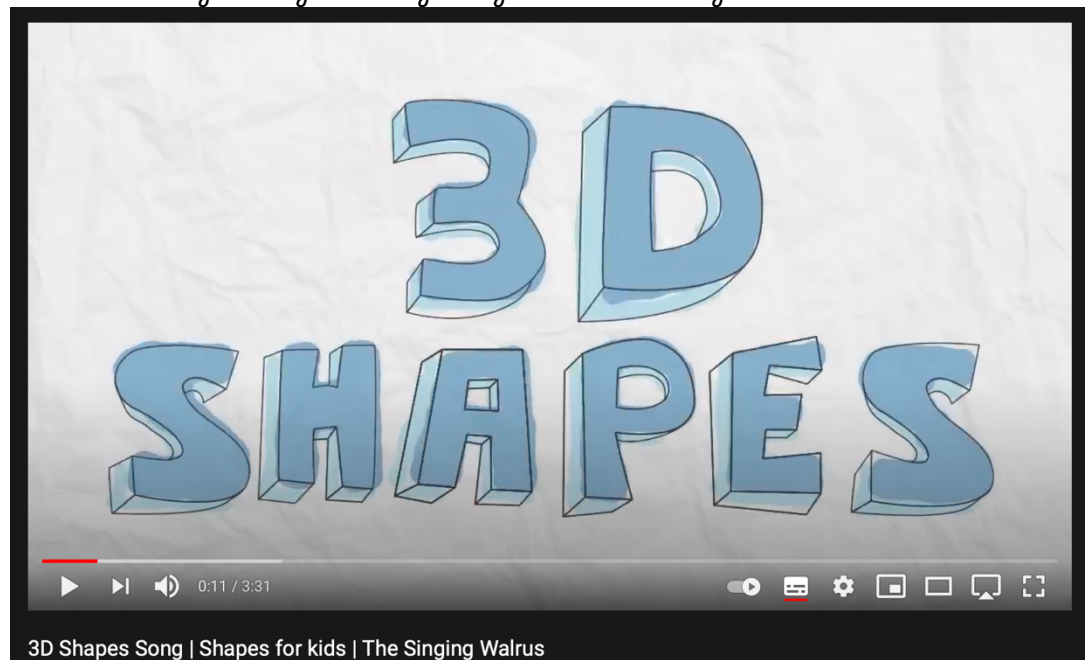
Example:

Dear Phonic Fairy,
How did you grow your own flyingbook wings?
From, Mrs Cole

Don't forget to send me a picture of the question!

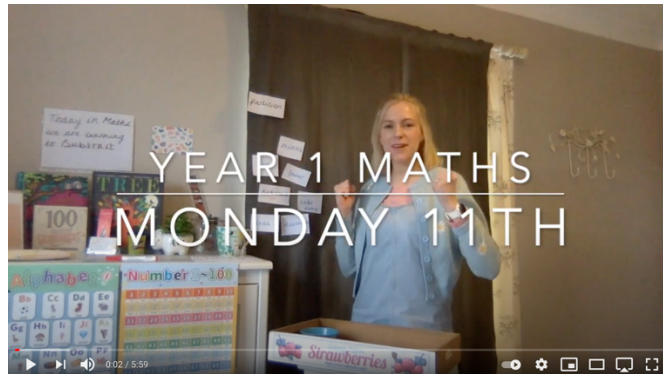
Maths (20 minutes)

For your maths starter, recap your 3D shape knowledge by singing the song below:



<https://www.youtube.com/watch?v=guNdJ5MtXIA>

Today we are learning to subtract.
Begin your learning by watching the teaching video below:



<https://www.youtube.com/watch?v=M7MOSXH7bFo>

Now complete these questions using the same method:

- 1) $12 - 5 =$
- 2) $17 - 8 =$
- 3) $15 - 7 =$
- 4) $14 - 9 =$

If you find this too challenging, try these subtraction questions:

- 1) $9 - 6 =$
- 2) $14 - 3 =$
- 3) $18 - 5 =$
- 4) $17 - 6 =$

Extension:

Pick 1 or 2 questions to complete.

1)

Rosie is calculating $16 - 7$



Which of these methods is most helpful?
Why?

$$\begin{array}{r} 16 - 7 \\ \text{8} \quad \text{8} \end{array}$$

$$\begin{array}{r} 16 - 7 \\ \text{3} \quad \text{4} \end{array}$$

$$\begin{array}{r} 16 - 7 \\ \text{6} \quad \text{1} \end{array}$$

$$\begin{array}{r} 16 - 7 \\ \text{10} \quad \text{6} \end{array}$$

Could you find a way to partition 16 to help you subtract 7?

Parent answer:

Partitioning the 7 into 6 and 1 is useful as Rosie can subtract the 6 to make 10 then subtract the 1

If you partition 16 into 7 and 9, you can subtract 7

2)

Teddy works out $15 - 6$
This is Teddy's working out:



$$15 - 5 = 10 - 1 = 9$$

Why is Teddy's working out wrong?

Parent answer:

Teddy has used
the $=$ sign
incorrectly.
 $10 - 1$ is not equal
to $15 - 5$
He should have
written:
 $15 - 5 = 10$
 $10 - 1 = 9$

3)

Use $<$, $>$ or $=$ to make the statements
correct.



I can do this without
working out any answers.

$17 - 5$	<input type="radio"/>	$12 - 5$
$14 - 4$	<input type="radio"/>	$18 - 8$
$11 - 7$	<input type="radio"/>	$11 - 4$

$$17 - 5 > 12 - 5$$

$$14 - 4 = 18 - 8$$

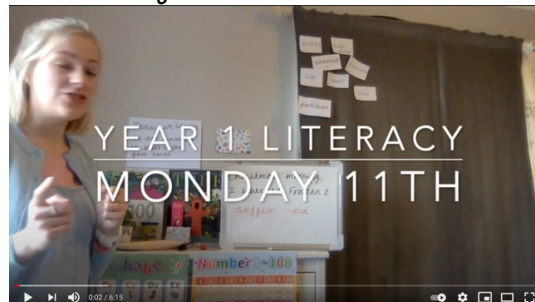
$$11 - 7 < 11 - 4$$

Is Whitney correct? Explain how you know.

Literacy: SPAG
(15-20
minutes)

*Today we are practicing sentence writing
skills.*

Watch the teaching video below:



<https://www.youtube.com/watch?v=hk7tEbQhh08>

Task:

*To write two sentences that are in the past
tense using the -ed and -ing suffixes. Write
about something you did in the holidays.*

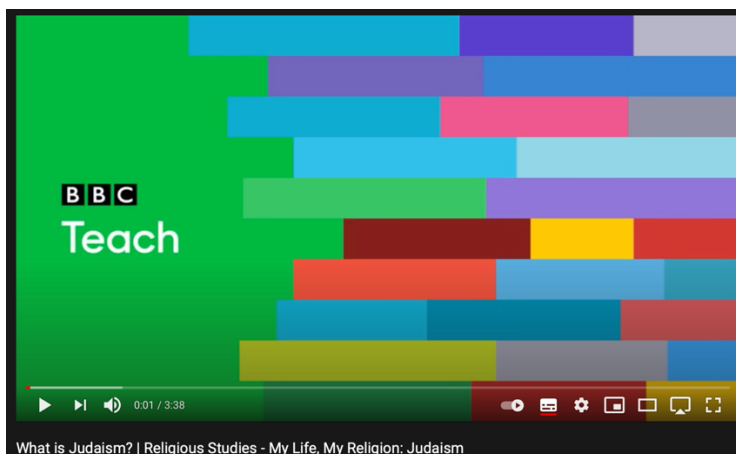
Example:

I watched Frozen 2 on Christmas morning.

I was looking at all the yummy food.

Topic: RE-
Judaism (15
minutes)

Over the next halfterm we are going to be studying Judaism. Watch the video below where a young person explains what it means to be Jewish:



<https://www.youtube.com/watch?v=73WsIne-FKg>

Draw a picture of something you have learnt from the video. You might want to add some labels to it.

Story time/
Dough Disco

Watch the story time video below:



OLIVER & FRIENDS READING THE DAY THE CRAYONS QUIT, MARCH 30, 2020
WATCH THIS READING IN ITALIAN BY CLICKING THE SETTINGS ICON FOR SUBTITLES, COURTESY OF GRETA POLI FOR ZOOLIBRI.

<https://youtu.be/OGJtCTm6pA8>