

Monday 11th January 2021

Morning Hedgehogs,

Welcome to a marvellous Monday and a brand new week of learning.

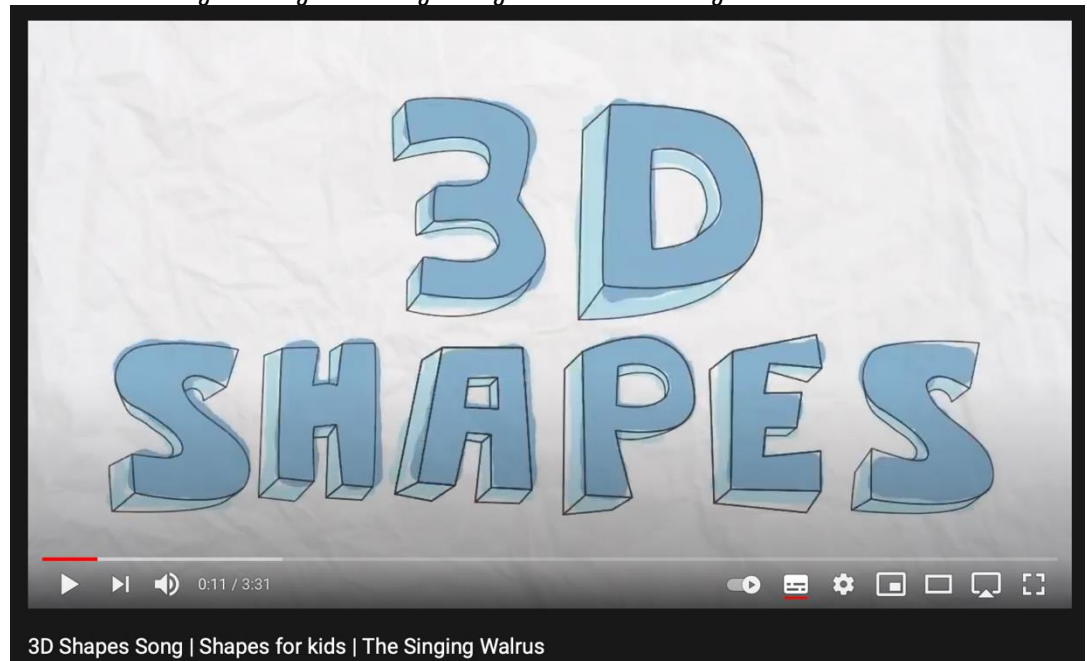
See today's plan below. I look forward to seeing and hearing what you get up to.

Mrs Hoddy

Maths

(20 minutes)

For your maths starter, recap your shape knowledge by singing the song below:



<https://www.youtube.com/watch?v=guNdJ5MtXIA>

Today we are learning to subtract.

Begin your learning by watching the teaching video:



Now complete these questions using the same method: First, Then, Now

1) $12 - 5 =$

2) $17 - 8 =$

3) $15 - 7 =$

4) $14 - 9 =$

If you find this too challenging, try these subtraction questions not crossing 10:

1) $9 - 6 =$

2) $14 - 3 =$

3) $18 - 5 =$

4) $17 - 6 =$

Extension:

Pick 1 or 2 questions to complete.

1)

Rosie is calculating $16 - 7$



Which of these methods is most helpful?
Why?

$$\begin{array}{r} 16 - 7 \\ \swarrow \searrow \\ 8 \quad 8 \end{array}$$

$$\begin{array}{r} 16 - 7 \\ \swarrow \searrow \\ 3 \quad 4 \end{array}$$

$$\begin{array}{r} 16 - 7 \\ \swarrow \searrow \\ 6 \quad 1 \end{array}$$

$$\begin{array}{r} 16 - 7 \\ \swarrow \searrow \\ 10 \quad 6 \end{array}$$

Could you find a way to partition 16 to help you subtract 7?

Parent answer:

Partitioning the 7 into 6 and 1 is useful as Rosie can subtract the 6 to make 10 then subtract the 1

If you partition 16 into 7 and 9, you can subtract 7

2)

Teddy works out $15 - 6$
This is Teddy's working out:





$$15 - 5 = 10 - 1 = 9$$

Why is Teddy's working out wrong?

Parent answer:

Teddy has used the = sign incorrectly.
 $10 - 1$ is not equal to $15 - 5$
He should have written:
 $15 - 5 = 10$
 $10 - 1 = 9$

	<p>3)</p> <p>Use $<$, $>$ or $=$ to make the statements correct.</p> <div> I can do this without working out any answers.</div> <table><tr><td>$17 - 5$</td><td><input type="radio"/></td><td>$12 - 5$</td></tr><tr><td>$14 - 4$</td><td><input type="radio"/></td><td>$18 - 8$</td></tr><tr><td>$11 - 7$</td><td><input type="radio"/></td><td>$11 - 4$</td></tr></table> <p>Is Whitney correct? Explain how you know.</p> <div>$17 - 5 > 12 - 5$ $14 - 4 = 18 - 8$ $11 - 7 < 11 - 4$</div>	$17 - 5$	<input type="radio"/>	$12 - 5$	$14 - 4$	<input type="radio"/>	$18 - 8$	$11 - 7$	<input type="radio"/>	$11 - 4$
$17 - 5$	<input type="radio"/>	$12 - 5$								
$14 - 4$	<input type="radio"/>	$18 - 8$								
$11 - 7$	<input type="radio"/>	$11 - 4$								
Handwriting (10 minutes)	<p>Remember you do not have to use a pencil or pen today. You could use flour, sand, mud, sticks, oats or a brush and water.</p> <p>Can you practice the letter g?</p> <p>Write the letter, words and a sentence. Make sure you are making your tall letters tall, your long letters long and you are trying to keep your letters the right size. If your child struggles to form letters, practice writing in the air and carpet and show them how to write it first.</p> <p>Try writing:</p> <p>g go goat grumbled</p> <p>The goat grumbled go.</p> <p>Talk with someone in your home about what the word grumbled means. Can you act it out and send us a video?</p> <p>This video might help:</p>									



<https://www.youtube.com/watch?v=GPIywbNhias>

Phonics
(20-30
minutes)

Today we are learning the short 'oo' digraph. You learnt the long 'oo' sound last week. Watch the phonics fairy's video by clicking on the link:



Phonic Fairy Reads "I Like Books"



Login details:

<https://ttsstorytimephonics.co.uk/>

Username: Spole Primary

Password: XA\$li@VB!QM8NqSh8iyeQHMg

Task:

Write these captions in your book and then highlight the 'oo' digraph:

look in a book

I shook my hook

Phonics Group
2
(20-30
minutes)

Today we are learning the 'ph' digraph. Watch the phonics fairy's video by clicking on the link:



Login details:

<https://ttsstorytimephonics.co.uk/>

Username: Sporle Primary

Password: XA\$li@VB!QM8NqSh8IyeQHMg

Watch the teaching video:



Task:

Write a question to the Phonic Fairy raising a question/s and including 'ph' and 'f' words.

Example:

Dear Phonic Fairy,

How did you grow your own flying book wings?

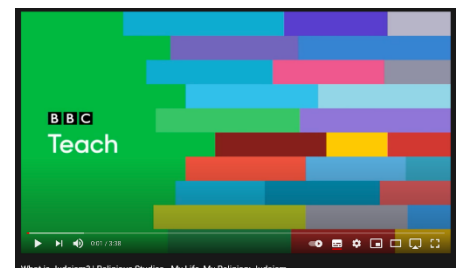
From Mrs Hoddy

Topic (RE-
Judaism)

(15 minutes)

Over the next half term we are going to be studying Judaism.

Watch the video opposite where a young person explains what it means to be Jewish:



<https://www.youtube.com/watch?v=73WsIne-FKg>

Draw us a picture of something you have learnt from the video. You might want to add some labels to it.

Yl's you could write some sentences.

Literacy
(SPAG)

(15-20
minutes)

Today we are practicing sentence writing skills.

Watch the 'ed' video first



Now write some sentences. You could write some extra sentences using some time conjunctions such as 'first', 'next', 'then', 'after that' 'finally'

Story time/
Dough Disco

Watch the story time video below:



OLIVER & FRIENDS READING THE DAY THE CRAYONS QUIT, MARCH 30, 2020
WATCH THIS READING IN ITALIAN BY CLICKING THE SETTINGS ICON FOR SUBTITLES, COURTESY OF GRETA POLI FOR ZOOLIBRI.

<https://youtu.be/OGJtCTm6pA8>