

Spring Maths Activity Booklet Answers




Springtime Colour by Multiplication







Answer:	1-10	11-20	21-30	31-60	61-80	81-100
Colour:	Red	Skin colour of your choice	Yellow	Green	Blue	Brown

2D Shape Picture

Write the shape properties and colour the 2D shapes hidden in this spring picture.



Shape	Name	Number of Sides	Number of Vertices	Colour
	Circle	1	0	Pink
	Triangle	3	3	Yellow
	Rectangle	4	4	Brown
	Oval	1	0	Green

Spring Mosaic

Solve the calculations to reveal the hidden picture.


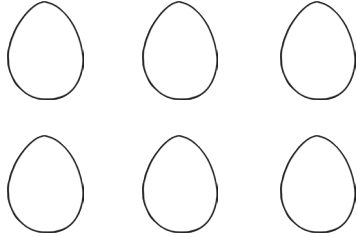




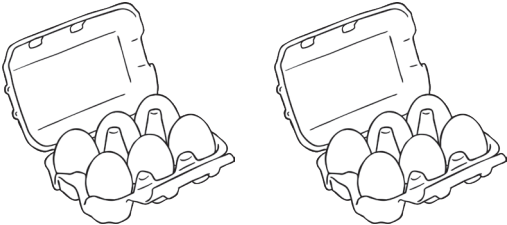

Each answer has a special colour.

Answer:	1-12	14-35	40-55	60-80
Colour:	Green	Yellow	Orange	Brown

				$37 + 15$				
		$22 + 10$	$20 + 20$	$39 + 11$	$50 - 10$	$35 - 12$		
	$15 + 14$	$11 + 12$	$80 - 30$	$44 + 6$	$55 - 12$	$18 + 12$	$19 + 8$	
		$35 - 9$	$34 - 10$	$30 - 5$	$29 + 3$	$13 + 10$		
				$10 + 10$				
	$3 + 8$			$6 + 6$			$7 + 3$	
		$15 - 4$		$10 - 8$		$3 + 3$		
			$5 + 5$	$5 + 3$	$19 - 10$			
$30 + 30$	$90 - 20$	$55 + 25$	$70 - 9$	$11 - 1$	$55 + 11$	$56 + 15$	$35 + 35$	$80 - 12$

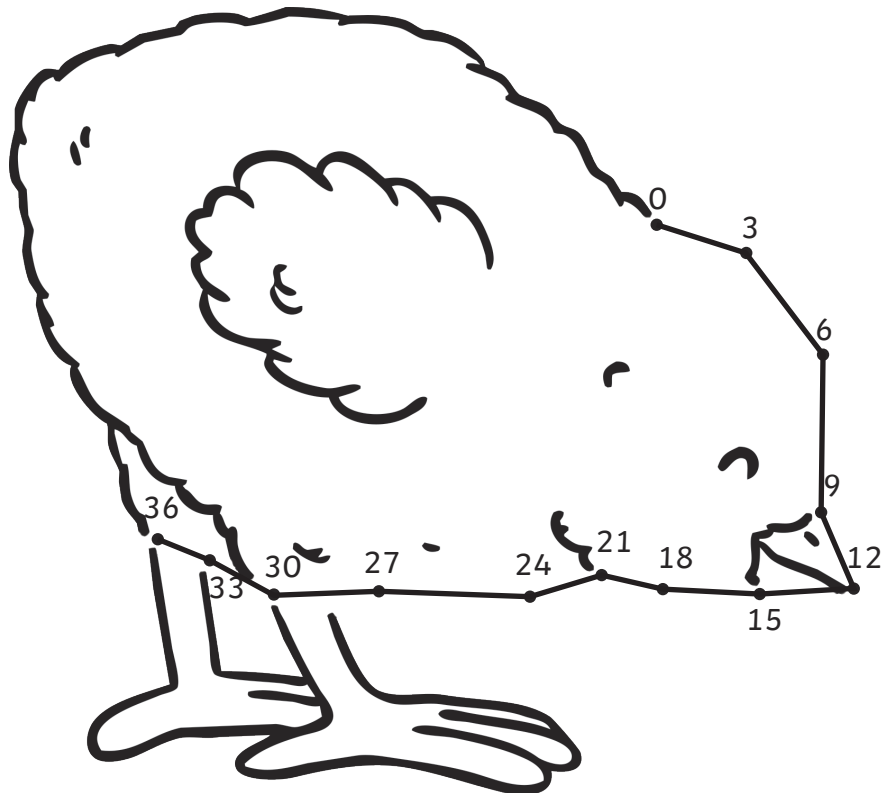
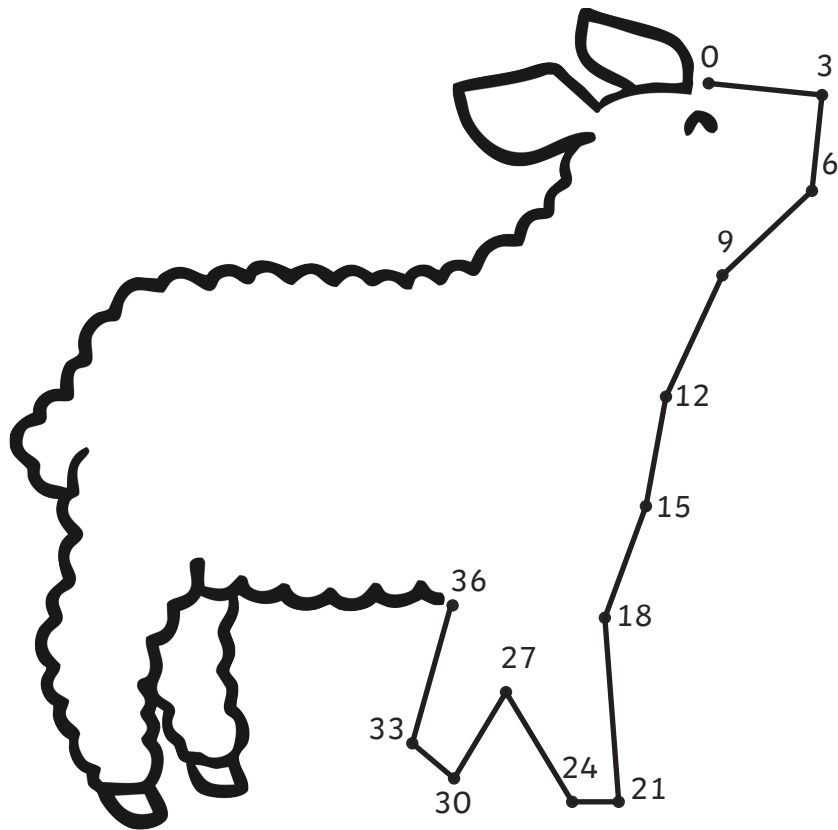
Comparing Numbers to 100

Use the $>$, $<$ or $=$ symbol to compare the number of eggs.

	$=$	
	$>$	
	$<$	
	$=$	


Count in 3s Dot to Dot

Join the dots to reveal the two spring pictures!

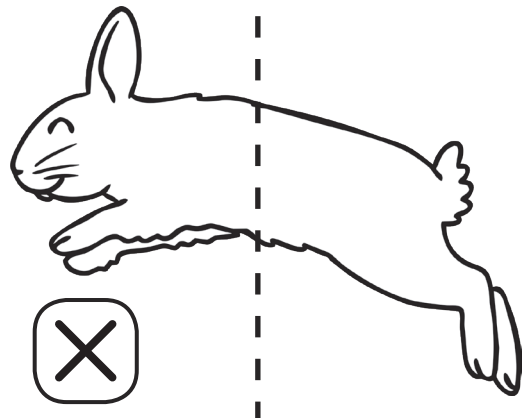
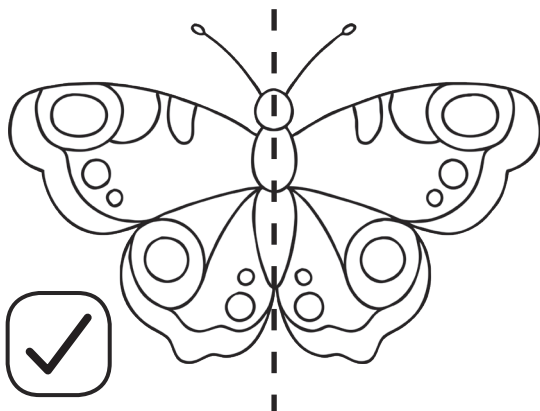

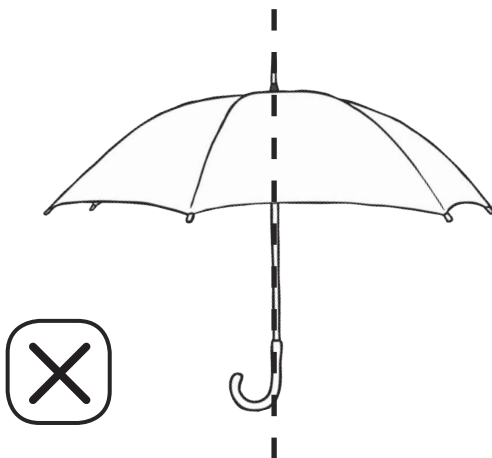


Spring Lines of Symmetry

Complete the other halves of these spring pictures.







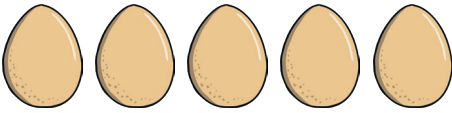
Are these lines of symmetry correct? Tick or cross.




Spring Fractions

Colour the correct fractions of the spring pictures.



For each group of spring pictures, colour in $\frac{1}{2}$.



For each group of spring pictures, colour in $\frac{1}{4}$.

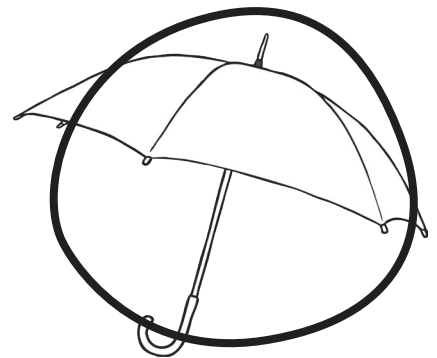










For each group of spring pictures, colour in $\frac{1}{3}$.



Measuring Length and Height

Circle the objects you would measure in centimetres. Tick the objects you would measure in metres.



Accept that people can be measured in either.


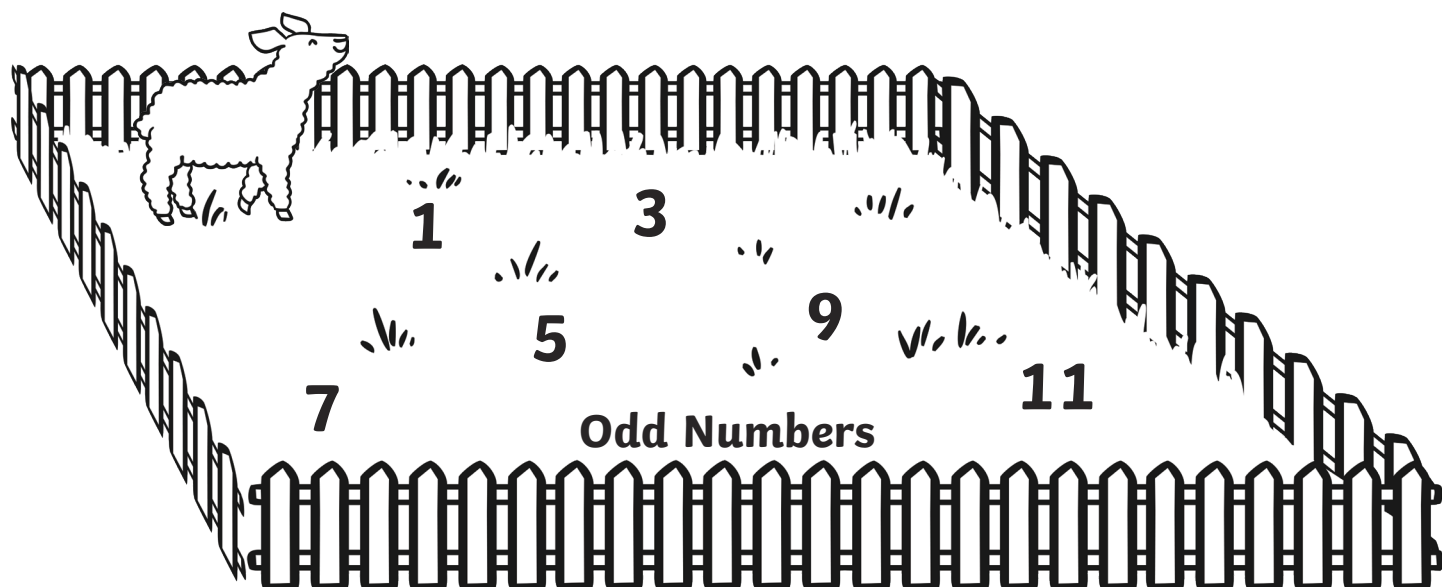
Odd and Even Farm Game

You will need:

- Two players
- Two 1-6 dice





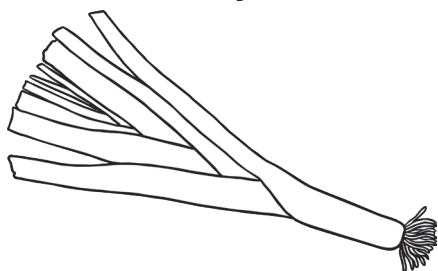



Instructions

- Decide which player is collecting even numbers and which player is collecting odd numbers.
- When it's your turn, roll both dice and add the numbers together. If the answer is odd, write the number in the lamb's field. If it is even, write it in the calf's field. The first player to collect 10 numbers in their field is the winner.



Spring Shopping

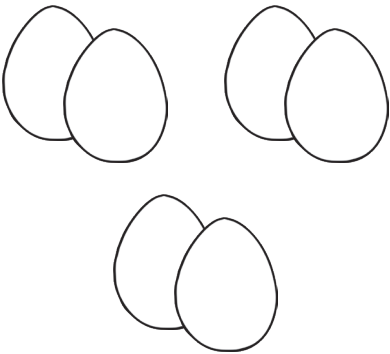

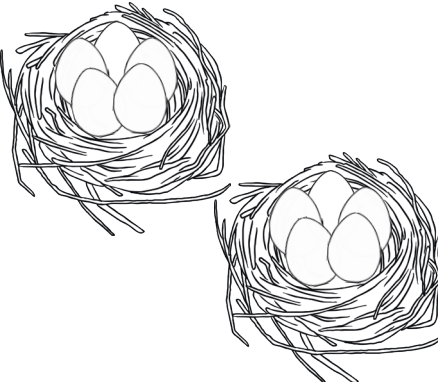

Work out how much change you would get if you bought these items.

You buy	You Pay	Change
£1.00 		£1.00
80p 		20p
20p 		30p
60p 		40p

Challenge: Which coins could you get for your change? Accept any correct combination of coins.

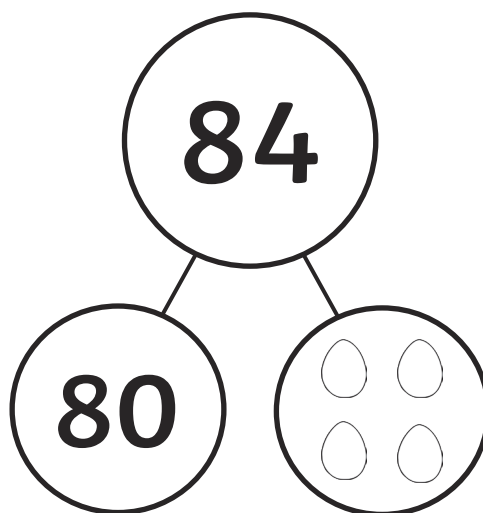
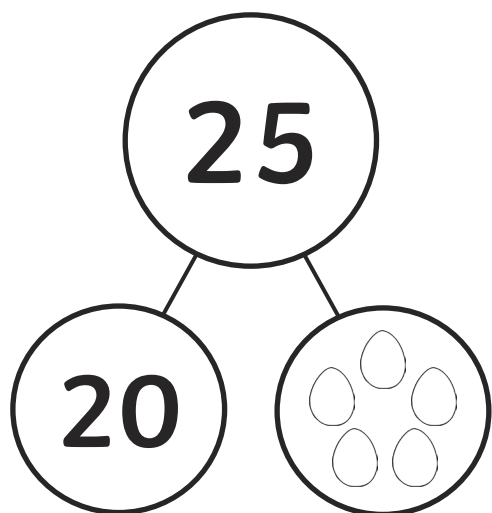
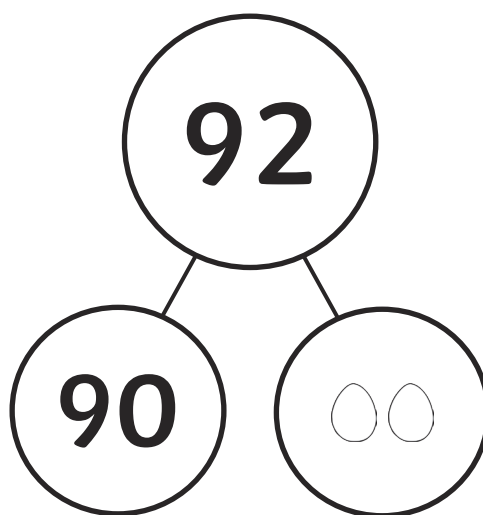
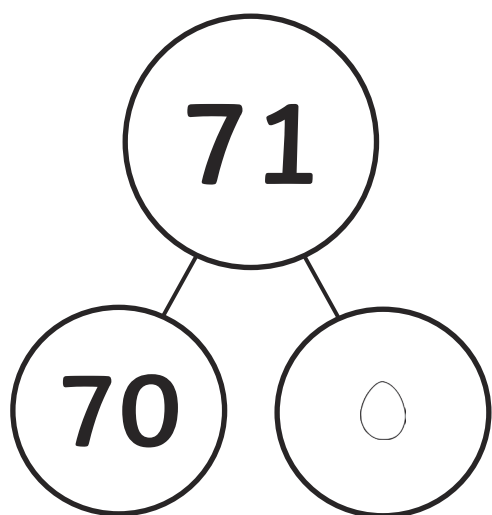
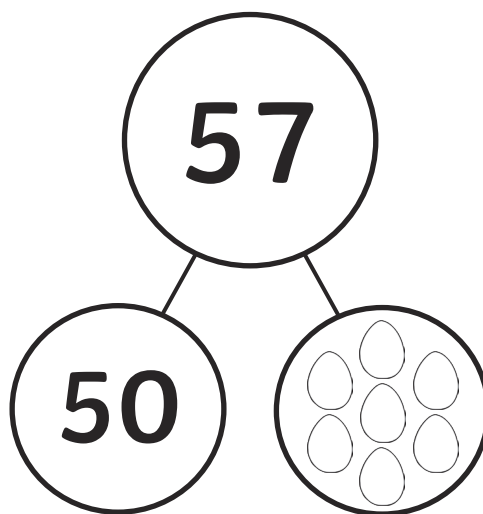
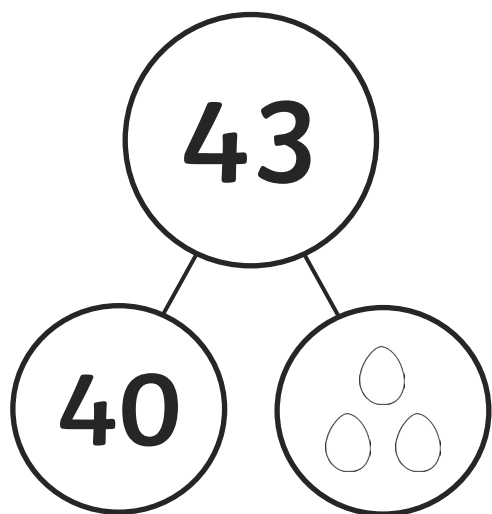
Spring Division by Grouping

Use the spring pictures to complete the sentences and the calculations.

	<p>There are 6 altogether.</p> <p>There are 3 groups.</p> <p>There are 2 in each group.</p>	$6 \div 3 = 2$ $2 \times 3 = 6$
	<p>There are 8 altogether.</p> <p>There are 4 groups.</p> <p>There are 2 in each group.</p>	$8 \div 4 = 2$ $2 \times 4 = 8$
	<p>There are 10 altogether.</p> <p>There are 2 groups.</p> <p>There are 5 in each group.</p>	$10 \div 2 = 5$ $5 \times 2 = 10$
	<p>There are 20 altogether.</p> <p>There are 2 groups.</p> <p>There are 10 in each group.</p>	$20 \div 2 = 10$ $10 \times 2 = 20$


Egg Tens and Ones

Complete the part-part-whole pictures by adding the missing number.



Spring Tally Chart

Count the objects to complete the tally chart.

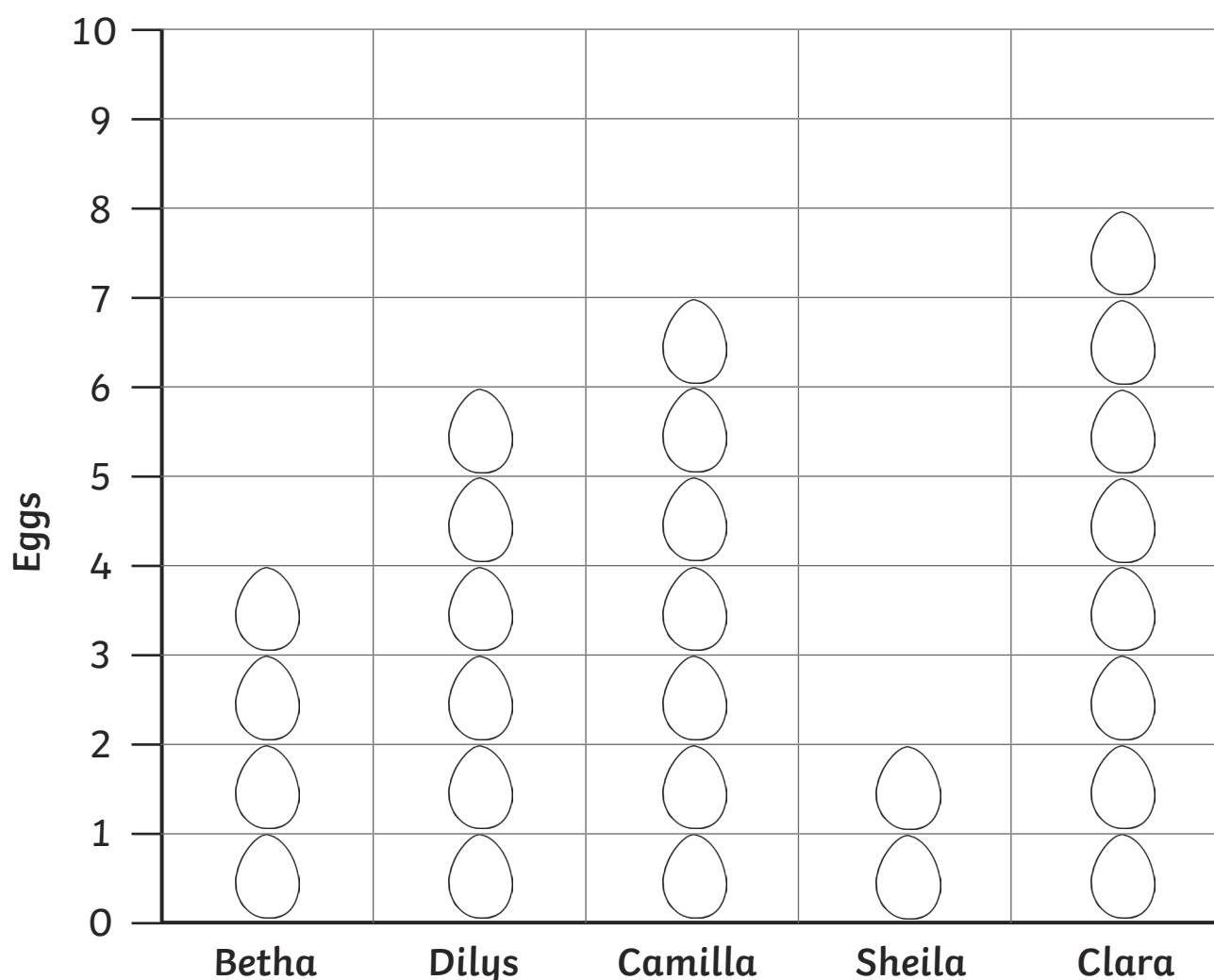


Spring Picture	Tally	Total
Chick		5
Egg		9
Umbrella		15
Lamb		4
Daffodil		11

Chicken and Egg Pictogram

Connie has chickens in her garden. She recorded how many eggs they laid in a week. Complete the tally chart and pictogram using the data given.

Chicken's name	Tally
Bertha	
Dilys	
Camilla	
Sheila	
Clara	



Challenge: How many more eggs did Camilla lay than Bertha? **3**

Number Representations to 100

Draw circles in the ten-frames to represent the number on the egg baskets. Write the number in words. The first one has been done for you.

